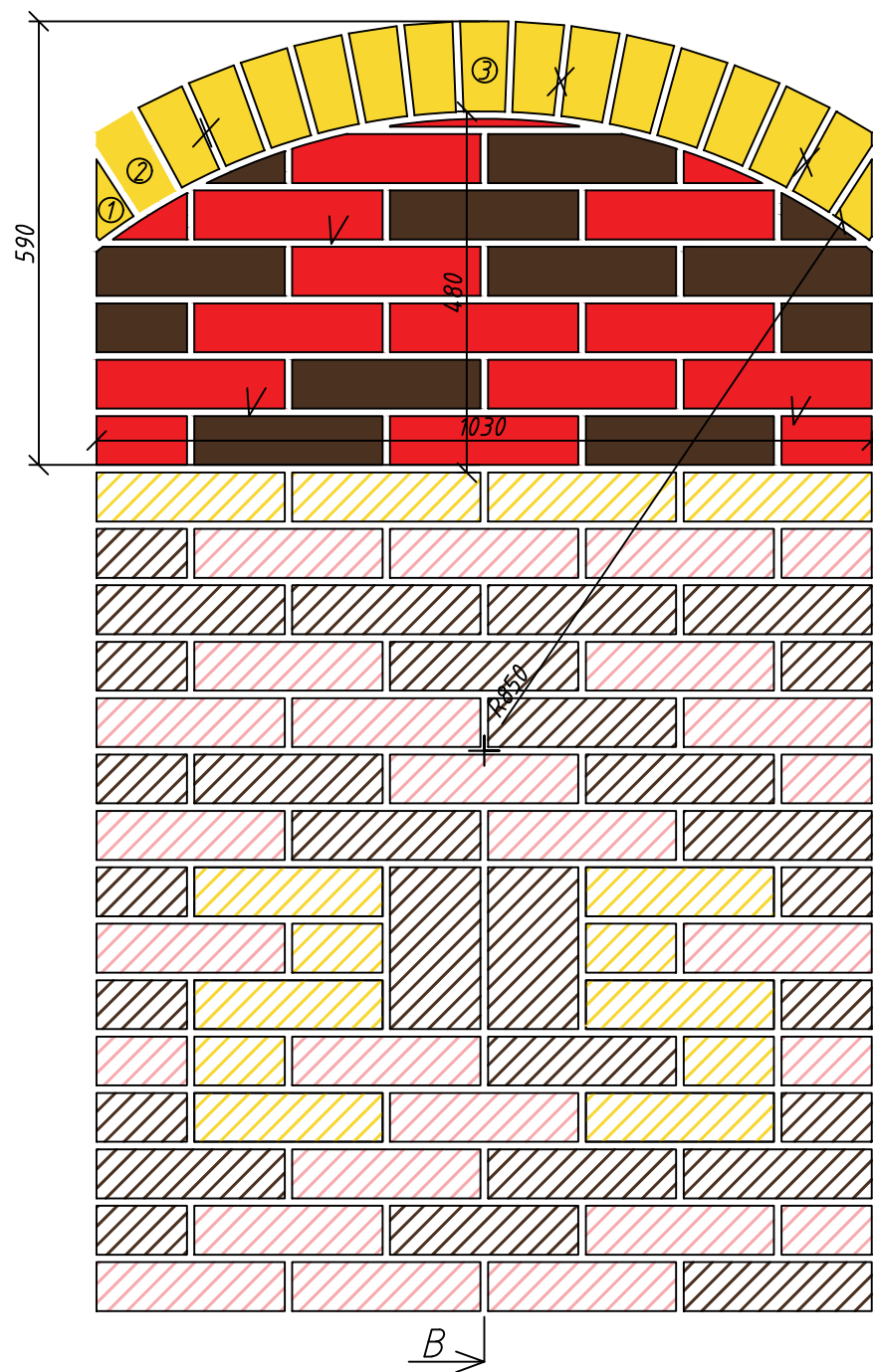

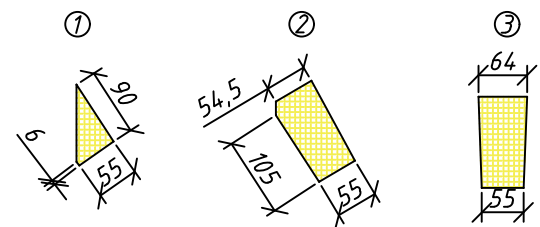


A horizontal line with an arrow pointing to the right, labeled with the letter B .



Technical drawing of a vertical assembly. The drawing shows a stack of components with various patterns and colors. A vertical dimension line on the left indicates a total height of 600. A horizontal dimension line on the right indicates a width of 10. A label 'Модуль В' (Module B) with a downward arrow points to a specific section. A dimension of 25 is indicated for a section on the right. The assembly is divided into several sections, some of which are labeled with numbers 0 through 6. The components are color-coded: yellow, red, brown, and hatched patterns.



X-V Подрезку
V-Вогнутая

<i>Изм</i>	<i>Лист</i>	<i>№ докум.</i>	<i>Подп.</i>	<i>Дата</i>					<i>Лит.</i>	<i>Масса</i>	<i>Масштаб</i>
<i>Разработ.</i>											<i>1:10</i>
<i>Выполнил</i>											
<i>Т.контр.</i>									<i>Лист 4</i>	<i>Листов 7</i>	
<i>Н.контр.</i>									<i>Кирпичная кладка</i>		
<i>Утв.</i>											